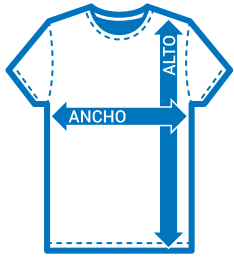


SIZE GUIDE



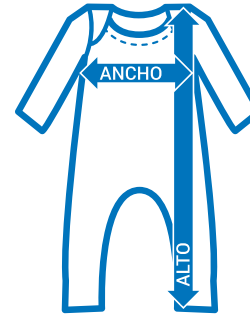
UNISEX T-SHIRT

	WIDHT	LENGHT
S	48	68
M	51	70
L	53,5	72
XL	56	74
XXL	58,5	76
3XL	61	78



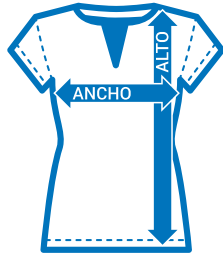
WOMAN REGULAR T-SHIRT

	WIDHT	LENGHT
S	40	60
M	42	61,5
L	44	63
XL	46	64
XXL	48	66
3XL	50	68



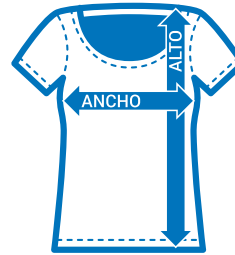
KID ROMPER

	WIDHT	LENGHT
3/6	42	61
6/12	50	69
12/18	52	72
2A	54	73
	56	74
	58	75



WOMAN T-SHIRT

	WIDHT	LENGHT
S	39	57
M	42	59
L	44	61
XL	46	63
XXL	48	65
3XL	50	67



NECKLINE T-SHIRT

	WIDHT	LENGHT
S	48,5	66
M	50,5	68
L	52,5	70
XL	54,5	72



HOODIES

	WIDHT	LENGHT	SLEEVE
S	48	62	56
M	52	64	58
L	54	67	61
XL	56	72	64



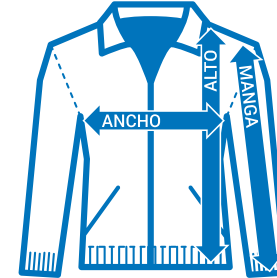
REGULAR KIDS T-SHIRT

	WIDHT	LENGHT
3/4	32	45
5/6	35	49
7/8	38	53
9/10	42	57
11/12	46	61



REGULAR GIRL T-SHIRT

	WIDHT	LENGHT
3/4	32	44
5/6	35,5	49
7/8	38	52,5
9/10	41	58
11/12	43,5	61



JACKETS

	WIDHT	LENGHT	SLEEVE
S	50	60	50
M	54	62	54
L	58	68	58
XL	61	72	60
XXL	64	76	62



REGULAR GIRLS T-SHIRT

	WIDHT	LENGHT
3/4	29	40
5/6	31	43
7/8	33	46
9/10	35	49
11/12	37	52



BODYS

	WIDHT	LENGHT
3/6	21	39
6/12	23	42
12/18	25	45
2A	27	48



BOXER

	WIDHT	LENGHT
M	29	27
XL	34	28



MAILLOT UNISEX

	WIDHT	LENGHT
S	47	61
M	49,5	62
L	51	63
XL	53	64
XXL	55	65
3XL	57	66
4XL	59	67
5XL	61	68

MEASUREMENTS ARE APPROXIMATE.

WE RECOMMEND THAT YOU TAKE YOUR MEASUREMENTS ON A SIMILAR GARMENT OF YOURS THAT FITS YOU WELL (EXAMPLE: OLD T-SHIRT).

IF YOUR MEASUREMENTS ARE BETWEEN TWO SIZES, WE ALWAYS ADVISE YOU TO CHOOSE THE LARGER OF THE TWO SIZES.